

Grades 6–12

Courseware

# imagine edgenuity<sup>®</sup>

Customizable, research-based online curriculum  
for initial credit and credit recovery



# A Comprehensive Digital Curriculum

## Rigorous, evidence-based solution for any instructional model

Our curriculum is grounded in research and based on the rigor and high expectations of current state standards. Teams of experienced educators and instructional designers with expertise in curriculum development, instructional technology, and content-area education collaborate in the design of each course.

**26%**

The percentage increase in credits recovered for Imagine Edgenuity students at Cypress-Fairbanks ISD as compared to non-user peers

**15%**

The percentage increase in 2-year graduation rates at a Utah high school after using Imagine Edgenuity



**55%**

Science



**47%**

Reading



**39%**

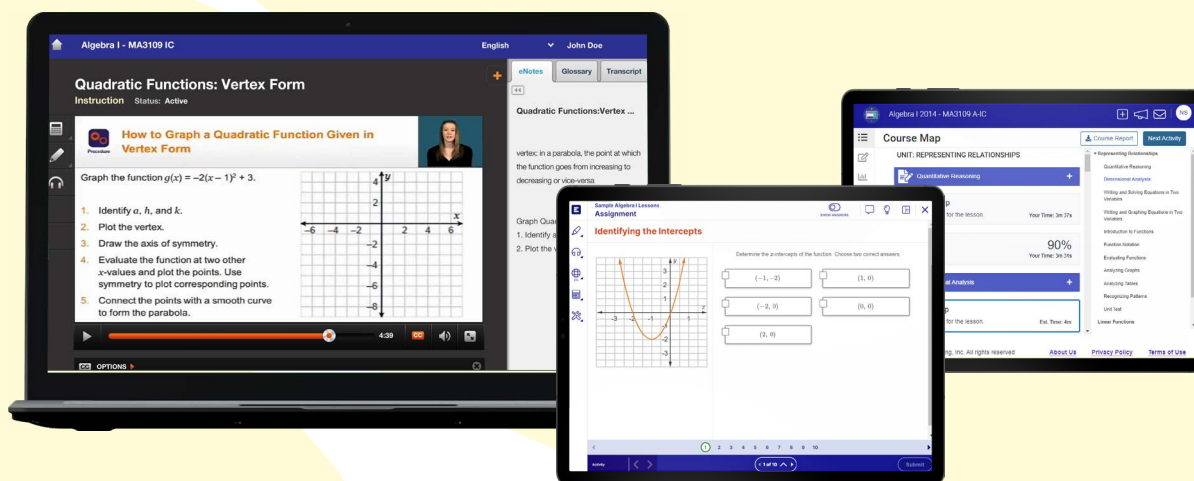
Math

The percentage by which 11th grade students at a New Mexico high school using Imagine Edgenuity outperformed their peers



[View the research at \[imaginelearning.com/imagine-edgenuity\]\(https://imaginelearning.com/imagine-edgenuity\)](https://imaginelearning.com/imagine-edgenuity)





## Flexible digital options for every student

Whether a student needs more rigorous coursework to accelerate learning or the opportunity to recover credits, Imagine Edgenuity can help them meet their personal academic goals. Our robust suite of core, electives, and honors courses can be completed for initial credit and credit recovery.



### Credit Recovery Courses

- ✓ Feature instruction and assignments to align to state standards
- ✓ Have limited or no teacher-graded assignments
- ✓ Take an average of 40 hours per semester



### Initial Credit Courses

- ✓ Feature extended instruction and assignments for complete coverage of standards
- ✓ Contain teacher-graded assignments
- ✓ Take an average of 50 hours per semester



### AP® & Honors Courses

- ✓ Feature additional instruction and/or assignments to extend learning
- ✓ Contain additional lessons and teacher-graded assignments
- ✓ Take an average of 60 hours per semester

## Interactive courses and engaging tools motivate students

**400+**

### Choose from a range of courses

Engage students with more than 400 interactive, media-rich courses covering core, electives, world languages, test prep, career and technical education (CTE), and Advanced Placement®.

#### Our courses feature:

- Rigorous, explicit instruction led by expert, on-screen teachers
- Motivating, media-rich content
- Interactive instructional tools
- A wide range of tasks — from independent reading to guided online exploration
- Formative, summative, and authentic assessments

# Measure, Manage, and Facilitate Student Success

## District-level administrator reports

A one-stop shop for all critical data needs, including:

- **District Usage** report that provides data and key performance indicators for overall implementation and utilization
- **Student Activities** report that details performance and growth indicators

## Data-driven insights for educators

Review student math performance and progress through several easy-to-read reports:

- The **Attendance Log** shows educators how students are spending time in the program
- The **Lesson Mastery Report** gives educators a customizable view of student and class progress, including individual assessment scores by topic or standard
- The **Gradebook** allows teachers to review and manage student performance across an entire course

Ratios and Rates						
Lesson	% Struggling	# Struggling	# In this Lesson	Avg Quiz Score	Avg Quiz Attempts	Avg Lesson (hh:mm:ss)
Describing Part to Part Relationships	<div><div></div></div> 35%	16 out of 46	2	70.5%	1.9	1:18:41
Mathematics						
Filter Report by Selected						
ID	Description					
<input checked="" type="checkbox"/> 6.1 (B)	Use a problem-solving model that incorporates analyzing given information, formulating a plan or strategy, determining a solution, justifying the solution, and evaluating the problem-solving process and the reasonableness of the solution.					
<input type="checkbox"/> 6.1 (C)	Select tools, including real objects, manipulatives, paper and pencil, and technology as appropriate, and techniques, including mental math, estimation, and number sense as appropriate, to solve problems.					
<input type="checkbox"/> 6.4 (B)	Apply qualitative and quantitative reasoning to solve prediction and comparison of real-world problems involving ratios and rates.					
<input type="checkbox"/> 6.4 (E)	Represent ratios and percents with concrete models, fractions, and decimals.					
Using Ratio Notation	<div><div></div></div> 35%	16 out of 46	0	72.5%	2.1	1:01:45
Equivalent Ratios	<div><div></div></div> 35%	16 out of 46	0	84.2%	1.9	1:08:32
Patterns in Multiplication Tables	<div><div></div></div> 33%	15 out of 46	0	76.9%	2.2	0:55:25

● Lesson Mastery Report

Student Name	Progress	Overall Grade	Active Time	Last Activity	Warm Up	Instruction	Summary	Assignment
AVERAGE	44%	76%	1h 48m	2 days ago	100%	100%	100%	79%
Abraham, Jane	<div><div></div></div> 52%	79%	2h 18m	4 days ago	100%	100%	100%	
Adams, Aya	<div><div></div></div> 53%	73%	2h 16m	1 days ago	100%	100%	100%	68%
Bates, William	<div><div></div></div> 53%	76%	2h 20m	2 days ago	100%	100%	100%	76%
Fantana, Brian	<div><div></div></div> 53%	70%	2h 2m	1 days ago				
Gonzales, Arturo	<div><div></div></div> 69%	80%	2h 26m	3 days ago				
Griffin, Christopher	<div><div></div></div> 38%	74%	2h 2m	5 days ago	100%	100%	100%	
Gruber, Mary	<div><div></div></div> 53%	76%	1h 56m	1 days ago	100%	100%	100%	92%
Guy, Buddy	<div><div></div></div> 58%	81%	1h 55m	7 days ago	100%	100%	100%	84%
Harkins, Ed	<div><div></div></div> 53%	73%	2h 17m	2 days ago				
Hardaway, Robert	<div><div></div></div> 38%	77%	30m	2 days ago	100%	100%	100%	92%
Harris, James	<div><div></div></div> 49%	73%	2h 5m	1 days ago	100%	100%	100%	94%
Holiday, Julia	<div><div></div></div> 73%	79%	2h 4m	1 days ago	100%	100%	100%	
Julio, Raul	<div><div></div></div> 100%	77%	2m	2 days ago				
Lopez, Ashley	<div><div></div></div> 8%	73%	1h 49m	19 days ago				

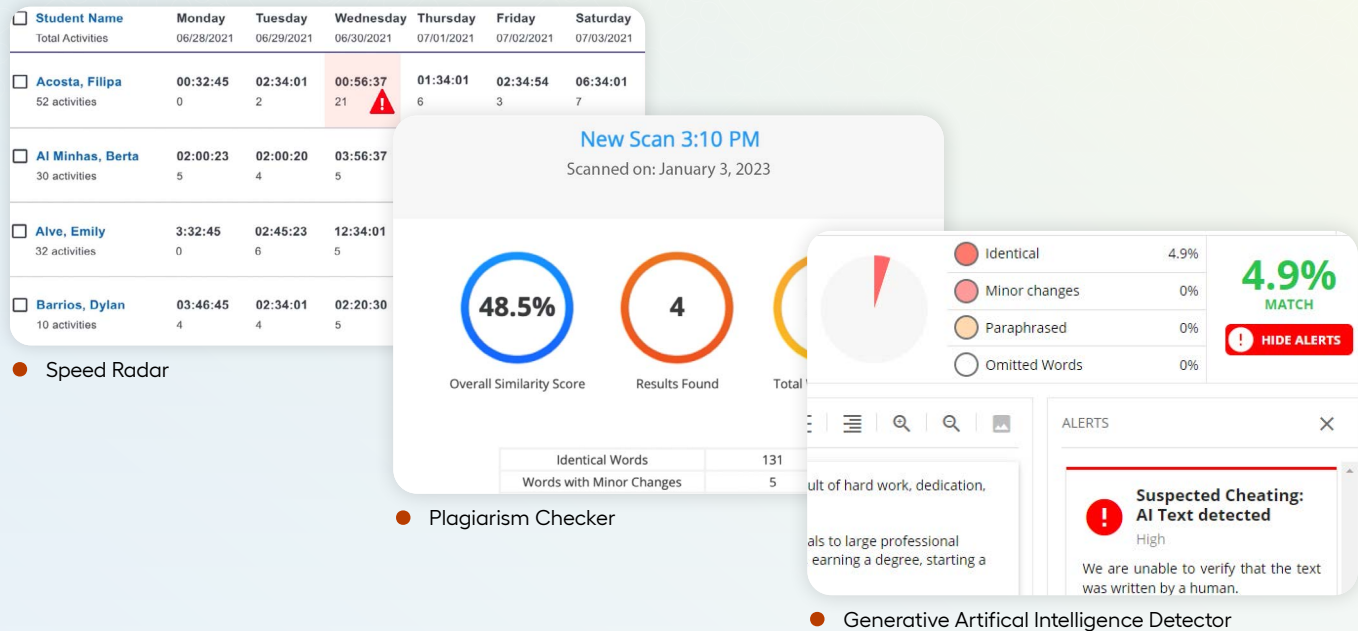
● Gradebook

## Support for students with special needs

Available accommodations and modifications include:

- Extended time for assessments
- Reduced number of items on assessments
- Reduced distractors for multiple-choice items
- Reduced course length/modified work load
- Word look-up tool
- Highlighter tool
- Ability to use notes on assessments
- Read-aloud and screen-reader compatibility
- Captions and transcripts
- High-contrast and limited visual distractions
- Ability to rewind and replay instruction
- Guided notes
- Save and exit to break activities into shorter sessions

# Innovative features maintain the highest standards of academic integrity



**Speed Radar** – flag students’ activity where they may be progressing faster than expected in the Attendance Log, then see exactly which activity was flagged in the Session Log\*

**Plagiarism Checker** – automatically scan student submissions for matches across the internet\*

**SecureLock Browser Experience** – prevent students from opening new tabs, browsers, and programs

**IP Registry** – block students from accessing assessments from home or from accessing Imagine Edgenuity outside the school network

**Teacher Review** – set quizzes, tests, and/or exams to require teachers to unlock them to support proctored assessments

**Generative Artificial Intelligence (AI) Detector** – scan student submissions for AI-generated responses\*

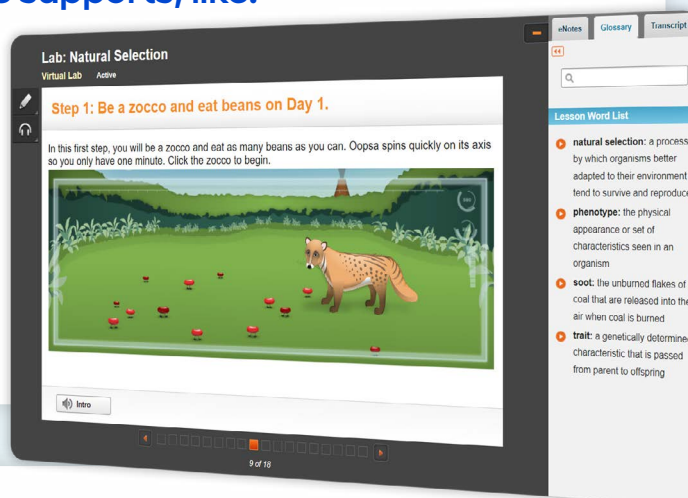
\*These features are part of our Academic Integrity Bundle. Talk to your Imagine Learning Account Executive for more information.

# Customize and Differentiate

A dynamic student experience and adaptable content support every unique learning journey

## Empower students with point-of-use supports, like:

- Animations and simulations
- Digital highlighters and sticky notes
- Read-aloud and translation tools
- eNotes digital notebook
- Dynamic glossary
- Calculators, graphic organizers, and more



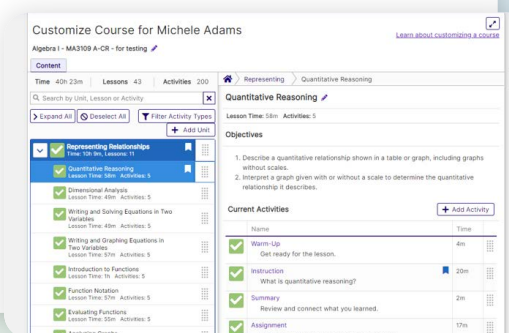
## Tailor unique learning experiences, such as:

- High-stakes testing preparation
- Advanced Placement (AP) courses
- Concept recovery and grade repair
- NCAA-approved curriculum
- Career and technical education (CTE) courses
- Honors courses for advanced students

## Dynamic customization tools allow educators to:

- Drag and drop units or lessons to adjust the scope and sequence
- Remove entire units, lessons, or activities
- Find and add lessons using a standards or keywords search
- Create and add new activities or projects

Course pacing and assessments automatically adjust to reflect changes.



**“Students know that this is not the easy way out, that they still have to work at it. I like the fact that they are proud to take ownership of their work. They have to figure out. It makes them problem-solvers and thinkers. They’re learning to teach themselves the concepts and that’s very powerful... Imagine Edgenuity does that.”**

• • •  
Patty H., Teacher,  
Los Fresnos CISD, TX





## Help all students maximize their potential

Whether the goal is initial credit, credit recovery, or a combination of the two, Imagine Edgenuity's dynamic courses adapt to each student's learning journey.



Interoperability Certification  
Awarded by InnovateEDU's  
Project Unicorn

### Integrate Imagine Edgenuity with your LMS and SIS

Our implementation experts work with schools to ensure you get the most out of your classroom tools. Imagine Edgenuity can integrate with your district's existing learning management system (LMS) and student information system (SIS).



[imaginelearning.com/imagine-edgenuity](https://imaginelearning.com/imagine-edgenuity)

877-725-4257 • [solutions@imaginelearning.com](mailto:solutions@imaginelearning.com)