


Imagine Language & Literacy Reporting

Data to drive breakthroughs in literacy and English language proficiency





Booster

Hi! I'm Booster. Let's take a look at some of the reports and data points that Imagine Language & Literacy can deliver to classroom educators, campus leaders, and district administrators!

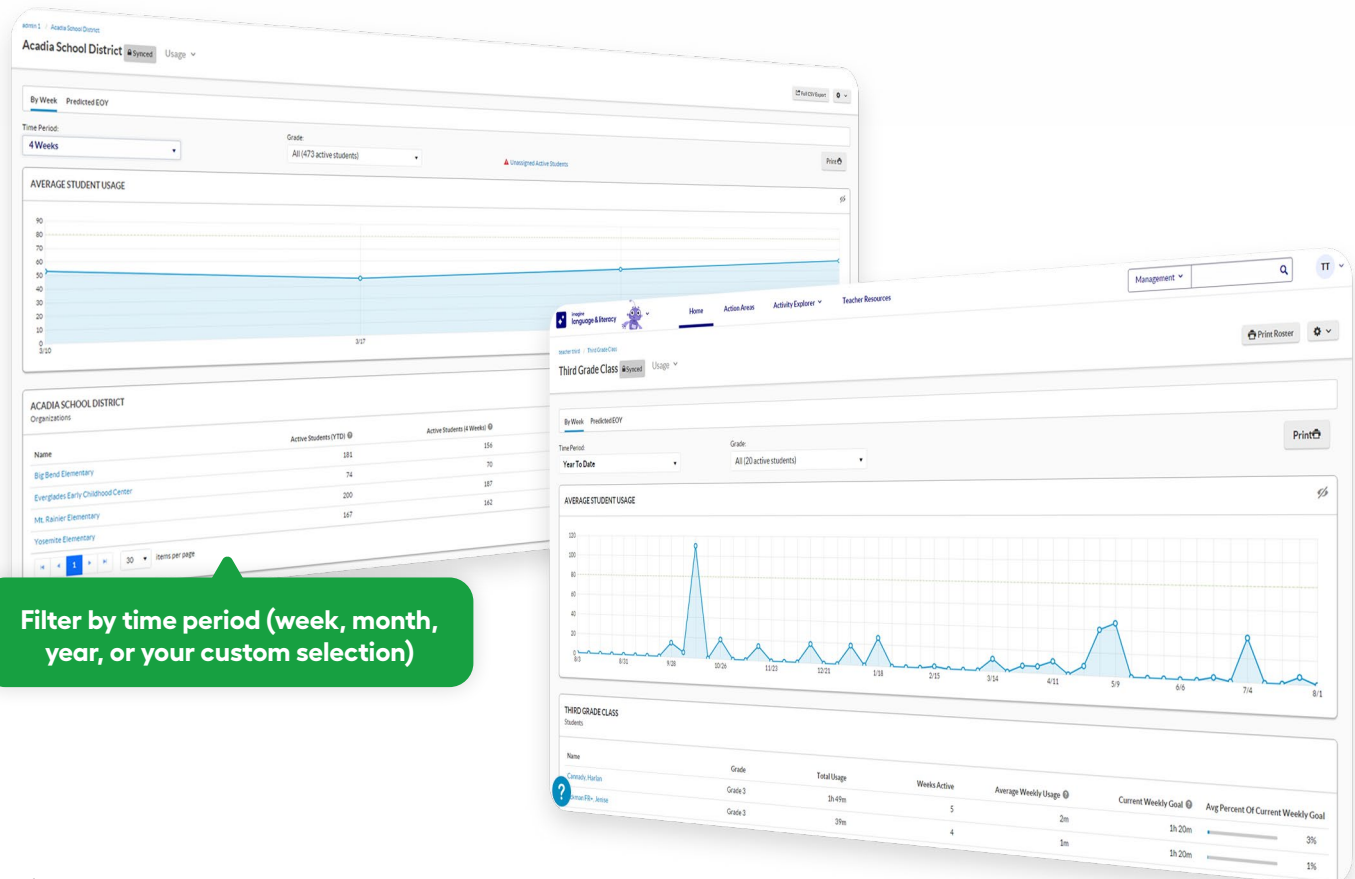
Clear, Measurable Data and Reports

Usage Report

Available for teachers, campus leaders, and district administrators

This report can:

- Provide usage reports for any school, class, or student assigned
- Give insight into current weekly student usage and predicted end-of-year student usage
- Help you determine if there is a need to adjust usage to meet your goals



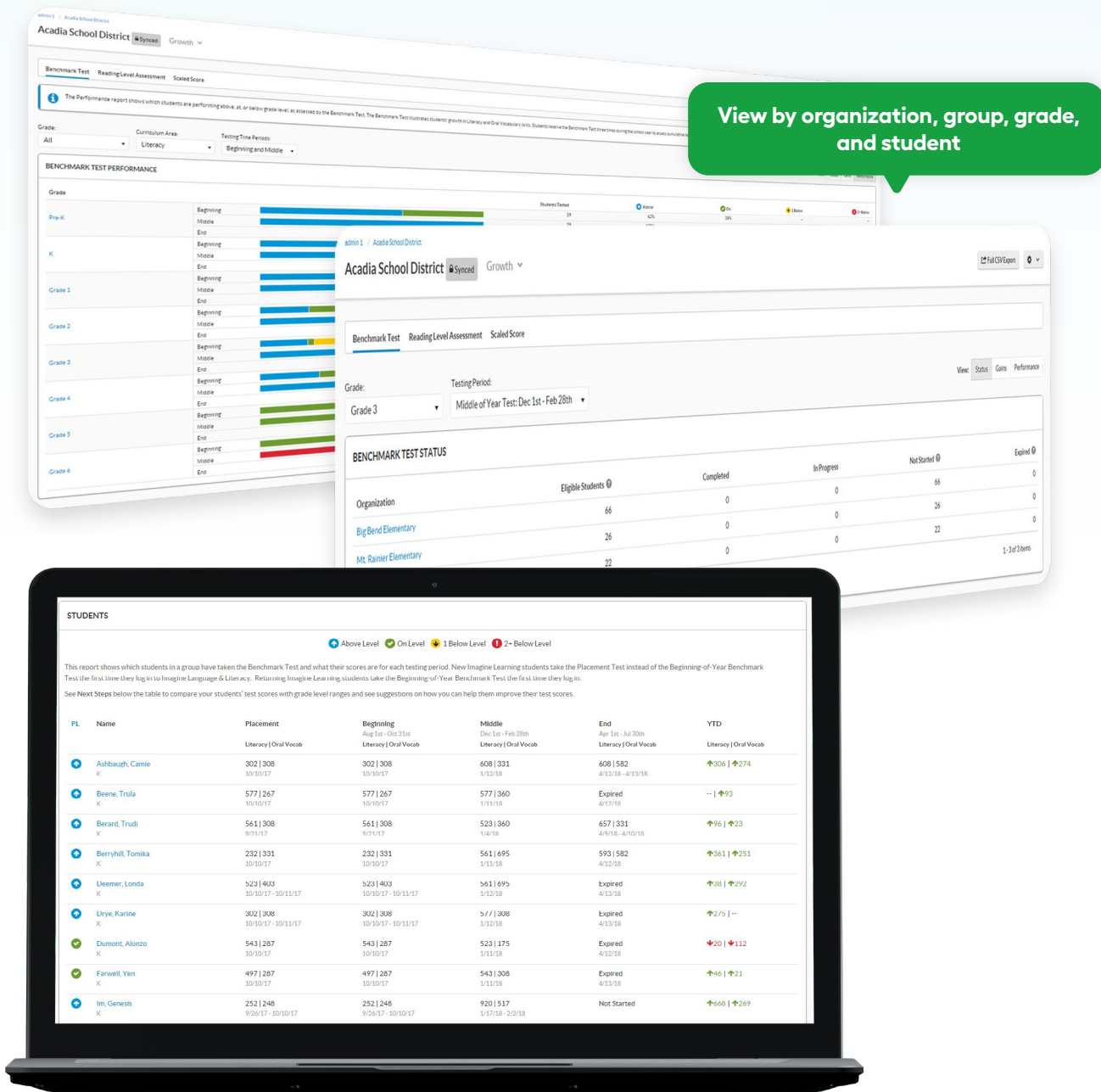
Filter by time period (week, month, year, or your custom selection)

Benchmark Assessment Report

Available for campus leaders and district administrators

This report can:

- Indicate status of the benchmark assessment (not started, in progress, or complete)
- Give insight into how student performance evolves over time



Progress Reports

Program Level Gains Report

Available for campus leaders and district administrators

This report can:

- Give insight into student growth by comparing students' current placement with their initial starting point
- Indicate if a student, group, grade level, or campus is working above, on, or below grade level based on their initial and current placement
- Provide current weekly student usage and predicted end-of-year student usage
- Show the average number of literacy, grammar, and oral vocabulary lessons passed per active student



Progress by Lesson

Available for teachers, campus leaders, and district administrators

This report can:

- Indicate student placement into the learning sequence
- Provide insight into student progress on lessons
- Showcase student achievement in the program — what they have accomplished and what's new

Third Grade Class | System | Progress | PD | Print Report | Settings

Progress by Lesson | Achievements | Kindergarten Readiness

Curriculum Area: Literacy | Tested out: 0 | Completed during current school year: 4/6 | Completed during previous school years: 0 | Lessons Completed over Lessons Total: 4/6

PROGRESS BY LESSON - ALL SCHOOL YEARS
Data shows where students are in the language & literacy curriculum.

Book Level	Pre-K	Kindergarten	Grade 1	Grade 2	Grade 3	Grade 4	Grade 5	Grade 6
Lesson Group	1	2	1	2	3	4	5	6
Cannady, Harlan	→	→	→	→	→	→	→	7/12
Eckman, FR+ Justin	→	→	→	→	→	→	→	0/4
Guillermo, Mandie	→	→	→	→	→	→	→	
Hanson, Jason	→	→	→	→	→	→	→	
Hersick, Alfonso	→	→	→	→	→	→	→	
Herrrod, Sara	→	→	→	→	→	→	→	
Hileman, Melvin	→	→	→	→	→	→	→	

Hileman, Melvin | System | Progress | / of 11 students | Settings

Progress by Lesson | Skills Inventory | Achievements

Tested out: 0 | Completed during current school year: 4/6 | Completed during previous school years: 0 | Lessons Completed over Lessons Total: 4/6

LITERACY

Book Level	Pre-K	Kindergarten	Grade 1	Grade 2	Grade 3	Grade 4	Grade 5	Grade 6
Lesson Group	1	2	3	4	5	6	7	8
	→	→	→	→	→	→	→	→

ORAL VOCABULARY

Lesson Group	Basic	Beginning Academic	Intermediate Academic	Advanced Academic
	1	2	3	4
	→	→	→	4/12

GRAMMAR

Lesson Group	Level 1	Level 2	Level 3	Level 4
	1	2	3	4
	→	→	→	4/6

Lesson Details: All Curriculum Areas

Filter by: All lessons: 239

Curriculum Area	Lesson	Tested Out	Passed	Completed	Time Spent	Last Attempted
Literacy	Book 6: Don't Fence Me In (180L)	→	→	→	12:03	3/24/2018
Grammar	25 Comparative Adjectives 1	→	→	→	09:32	3/24/2018
Oral Vocabulary	75 locate, organize, horizontal, result	→	→	→	11:22	3/24/2018
Literacy	Book 6: I Don't Understand (200L)	→	→	→	30:31	3/24/2018
Grammar	34 Future Will Tense	→	→	→	04:47	3/23/2018
Oral Vocabulary	74 produce, substance, fig. goal	→	→	→	14:31	3/23/2018
Literacy	Book 6: Worst of Celebrations (170L)	→	→	→	38:56	3/21/2018
Grammar	23 Simple Present Conjugation 2	→	→	→	06:50	3/14/2018
Oral Vocabulary	73 Instead of, main, identify, method	→	→	→	12:12	3/11/2018
Literacy	Book 6: A Pair of Surprises (200L)	→	→	→	25:32	3/13/2018

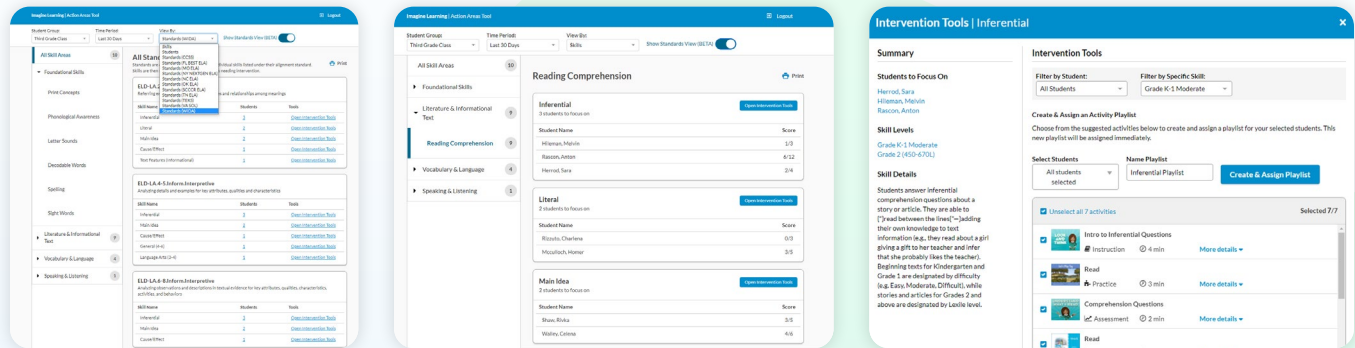
1 - 10 of 239 items

Action Areas Tool

Available for teachers

This report can:

- Determine when students need additional help
- Identify areas for reteaching by student, skill, and standard
- Open the intervention tool to take immediate action by assigning students customized playlists of recommended resources

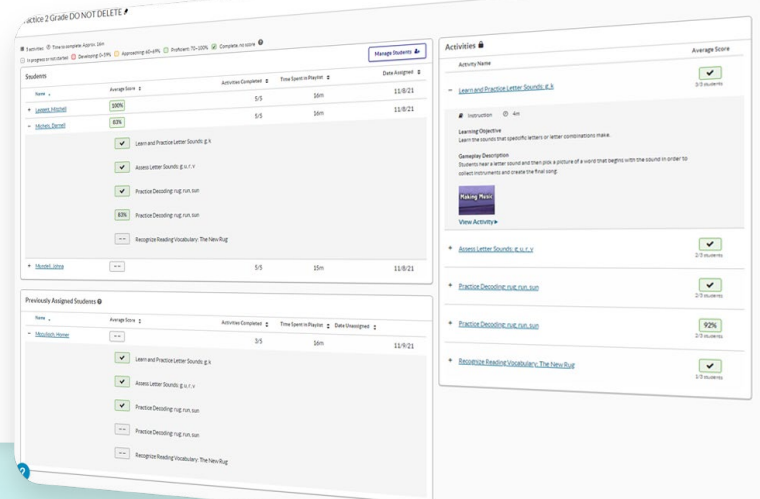


My Playlist Report

Available for teachers

This report can:

- Indicate how students performed on their assigned playlists
- Highlight where intervention has been successful and remaining areas of need
- Suggest resources for next steps



Portfolio

Available for teachers

This report can:

- Indicate new student artifacts like writing or oral fluency recordings for review
- New! Fluent Reader+ auto-scores words correct per minute (WCPM) and accuracy for oral reading fluency

Student Name	New Artifacts	Recordings	Writings	Grade Level
Cannady, Harlan		1	0	Grade 3
Eckman, FR+ Jenise	3 new	2	1	Grade 3
Guillermo, Mandie		1	0	Grade 3
Hanson, Jason				
Hendrick, Alfonso				
Herrod, Sara	2 new			
Hileman, Melvin				
Leggett, Mitchell				
McCulloch, Homer				

FluentReader - 14
Recording: Fluency

0-50% 60-69% 70-80% Auto Error, Needs Reassignment

6/16/2020, 5:50:47 AM

0:00 / 0:55

Words Correct Per Minute: 150

Accuracy: 93%


☒ Mark as reviewed

300 Booster Bits were awarded for this item.

Teacher Resources
[Download PDF](#)

Next Steps

- Pick strong examples of reading to share with the class
- Play recordings for parents from various times of the year to show growth



Booster

Request a demo of Imagine Language & Literacy
to see all the data and reports available!



imagine
language & literacy

With clear, measurable data, educators can inform instruction and provide a personalized, adaptive learning experience.



imagine
learning

imaginelearning.com/language-and-literacy

877-725-4257 • solutions@imaginelearning.com