


imagine
edgeEX

FOR GRADES 9–12

Imagine EdgeEX™


Transforming the Imagine Edgenuity® experience
to propel student achievement



Welcome to Imagine Edgenuity

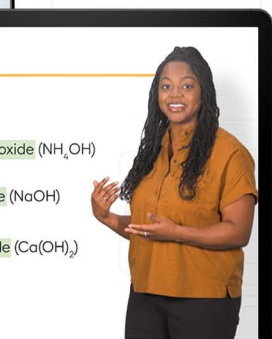
The brand-new Imagine Edgenuity experience, EdgeEX, has launched! Supporting your instruction to make every student a success story. Click to visit the Imagine Edgenuity Catalog to see the available courses in EdgeEX.

Reviews Required Gradebook Manage Students Manage User Groups Course Structures Calendar

Educator Launchpad 

Only EdgeEX courses are included in the Educator Launchpad. To view alerts for non-EdgeEX courses, visit the [Dashboard](#).

Assessments to Unlock	Out of Retakes	Work to Grade
	19	55
	19 assessments have had a retake requested for over 24 hours	55 of these activities have been complete for over 72 hours
Quick View	Quick View	Quick View



Innovation to Improve Student Outcomes

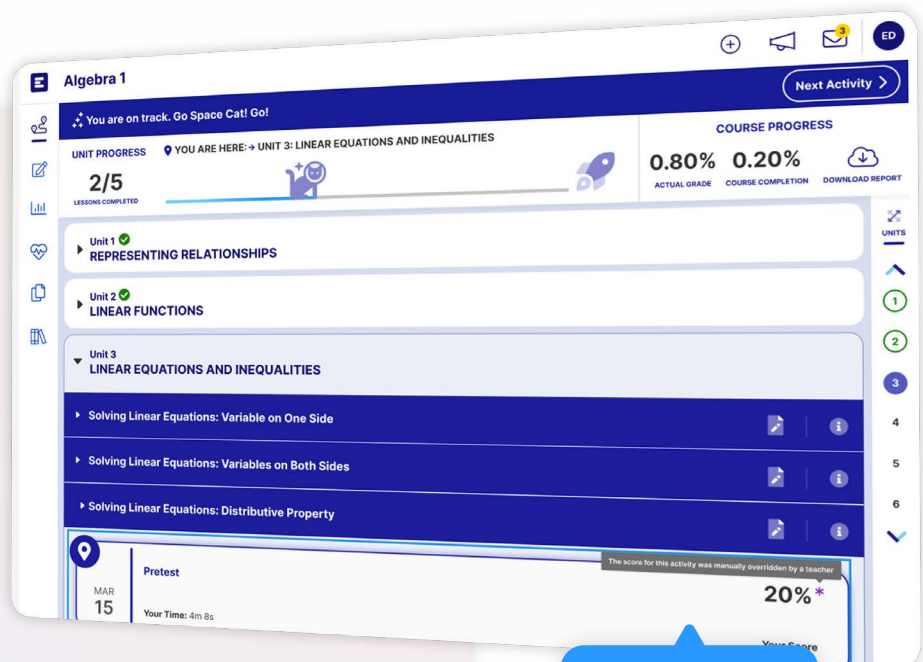
Imagine EdgeEX courses provide an engaging and accessible learning experience for all students, empower teachers through actionable data and easy-to-use tools, and give administrators more visibility and flexibility to customize.

For students — built to engage

Students will notice a refreshed look and feel, plus new motivational elements that enhance their experience and boost learning outcomes. Imagine EdgeEX puts students in control, with the ability to manage and track their own progress.

NEW FEATURES INCLUDE:

- ✓ Look and feel that appeals to the **modern digital learner**
- ✓ Dynamic, built-in features designed to support deeper comprehension
- ✓ Motivational features designed to promote **student-led learning**
- ✓ **Fillable Guided Notes** available digitally for easy access

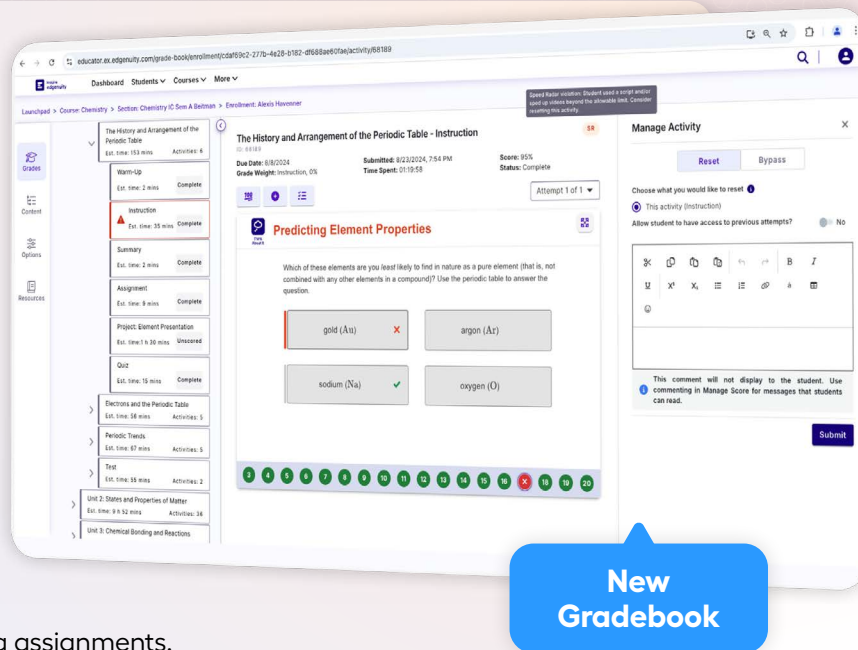


For teachers — time better spent

A streamlined teacher experience means teachers spend less time navigating and managing courses and more time supporting the needs of their students.

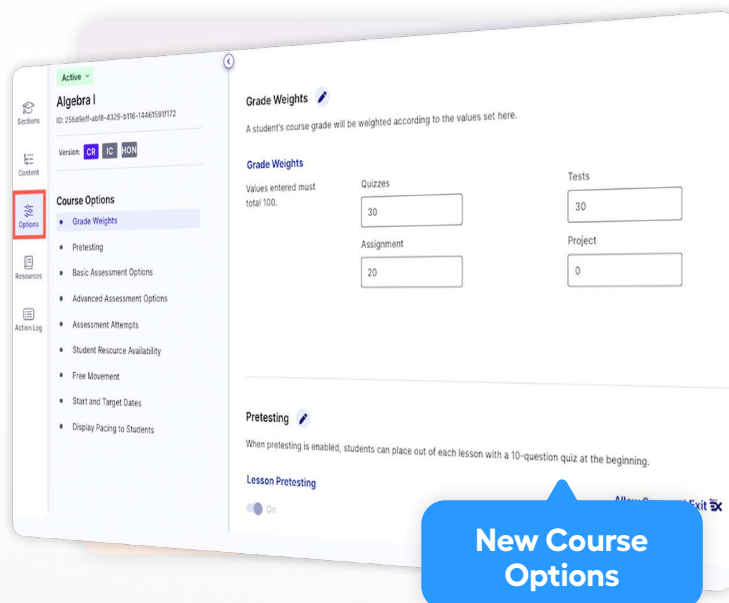
NEW FEATURES INCLUDE:

- ✓ Educator Launchpad helps teachers **prioritize their time**
- ✓ Streamlined grading tools to make scoring activities **quick and efficient**
- ✓ Course Hub gives teachers access to all the course-related actions and **information in one place**
- ✓ **Ability to toggle** answers on and off when previewing activities
- ✓ **AI-suggested comments** that help teachers develop feedback on short-writing assignments.



For administrators — better visibility and flexibility

Imagine EdgeEX courses provide administrators with more powerful customization features and course management tools to meet the unique needs of their community.



NEW FEATURES INCLUDE:

- ✓ **Interactive, state-specific** course catalog with self-service provisioning
- ✓ Ability to push customizations to **multiple sections**
- ✓ More than 12 **new course options** to configure the student experience
- ✓ **Easy interface** to create Course Sections to assign students to teachers

Intentional, Student-Centered Course Design in Each Subject

Features that give students agency over their learning

Created using the principles of backward design, Imagine EdgeEX's course content and innovative features support students from grappling with big ideas to succeeding on anchor assessments.

The screenshot shows the Algebra I interface for the unit "Writing and Solving Equations in Two Variables". The main problem is: "The perimeter of a scalene triangle is 14.5 cm. The longest side is twice that of the shortest side. Which equation can be used to find the side lengths if the longest side measures 6.2 cm?" A diagram of a triangle with sides labeled a , b , and $2a$ is shown. Below the diagram, there are four multiple-choice options: $9.3 + b = 14.5$ (marked correct), $18.6 + b = 14.5$ (marked incorrect), $12.4 + b = 14.5$, and $6.2 + b = 14.5$. To the right, an "Answer Explanation" panel is open, showing the steps to solve for a : $2a = 6.2$, $a = 3.1$, and then substituting $a = 3.1$ into the perimeter equation $a + b + 2a = 14.5$ to find $b = 5.2$.

Math

After an incorrect answer, students see a detailed explanation of the correct solution. These **Answer Explanations** provide point-of-use intervention and reteaching to help students understand where they went wrong to improve in the future.

The screenshot shows the Language Arts 9 interface for the unit "Viewpoint in I Know Why the Caged Bird Sings". The main text is a passage from the book, and a question is asked: "Highlight the detail that reveals one of Momma's actions." Below the text, there are two multiple-choice options: "She wishes Mrs. Flowers went to her church." and "She dislikes Mrs. Flowers." The interface also includes a "CloseReader" feature that allows students to highlight text and see the question side-by-side.

The **CloseReader™** is designed to support active, close reading. In Imagine EdgeEX, texts and questions are presented side by side, so students can more easily refer back to the text as they answer questions.

The interface includes a 'Tools' dropdown, tabs for 'STUDY SOLUTE' and 'STUDY CONCENTRATION', and a 'Show molecular view' checkbox. A list of solutes is provided: No solute, Sucrose, Sodium chloride, Calcium chloride, and Potassium chloride. A table for data collection is shown below:

Water temp. (°C)	Solute conc. (mol/kg)	Osmotic pressure (atm)	Vapor pressure (kPa)	State

At the bottom, there is an 'Air temp.' slider set to 25 °C and a 'Solute concentration' slider.

Science

All-new **Virtual Labs**, powered by best-in-class interactives from Explore Learning and PhET, ask students to apply critical science practices, such as inquiry, experimentation, data collection, and design to deepen their understanding of core science concepts.

The timeline tool includes a title bar with a description: 'Develop a comprehensive time line detailing the conquest of the Inca Empire by Francisco Pizarro and Spanish conquistadors. Include at least 10 significant events such as Pizarro's arrival in South America, the capture of the Inca ruler Atahualpa, the Battle of Cajamarca, and the fall of the Inca capital of Cusco. Each event should be accompanied by an image and explanation of its significance in the conquest process, including its impact on Inca society.' Below the title bar are buttons for 'Add Event', 'Add Time Span', 'Settings', and 'Summary View'. The timeline itself shows two events: 'Pizarro leads expedition 1524 CE' and 'Pizarro returns to... 1531 CE'.

Social Studies

Updated interactive timeline tools make it easy for students to organize key events and add images, videos, and audio to their displays for **U.S. and World History** timeline projects.

The activity is titled 'French II Numbers and Ordinal Numbers Review' and 'Spotlight: West Africa and Griot Historians'. It features a photo of West African cuisine and a video of a monkey. A text box describes West African cuisine: 'West African cuisine is as diverse as its cultures and people. Staple foods include grains, tubers, and legumes, often served with flavorful sauces and stews. Jollof rice, a one-pot rice dish, is a popular meal across the region, with each country having its unique version. Soups made from groundnuts, okra, or fish are also common. Street food culture is vibrant, with snacks like *akara* (bean cakes) and *suya* (spiced, grilled meat) readily available.' To the right, a question asks: 'What is the purpose of the rigorous training young apprentices undergo in the Griot tradition?' with four possible answers: 'to learn how to cook traditional meals', 'to learn how to play traditional games', 'to learn how to perform traditional dances', and 'to memorize histories, stories, songs, proverbs and the art of storytelling'.

World Languages

Students learn about the heritage, products, traditions, and customs of French- and Spanish-speaking countries in new **Culture Spotlight** activities.

AI Tools to Empower Teachers

Artificial intelligence features that save valuable time

Manage Score

✕

Activity: Short Writing

Score: Pending

Score Activity

Scoring Guidance

☒ Enter new score:

0-100

Suggested Comments

BETA

Share Feedback

↺

⌵

To improve your response, consider varying your sentence structure to maintain reader interest. Mixing simple, compound, and complex sentences can make your writing more engaging.

May I suggest addressing the counterarguments more explicitly? While you mentioned economic conditions and political

✂

📄

↺

↻

🔍

🔗

📌

📎

🗑

u

x²

√

π

∞

∫

∑

⊗

⊙

😊

Automatically receive AI-suggested comments to student writing submissions.

Type your comment here

Cancel

Submit

Introducing the Grading Assistant

This tool provides teachers with AI-suggested comments on students' short writing submissions in the four core subject areas.

The screenshot shows a comment interface. At the top, there are two buttons: "Suggested Comments" and "BETA". To the right is a "Share Feedback" button. A dropdown menu is open from the "Share Feedback" button, showing two options: "Make longer" and "Make shorter". Below the menu, there is a text input field with the placeholder text "Type your comment here". At the bottom, there are two buttons: "Cancel" and "Submit". A blue callout bubble points to the "Add custom feedback" button, which is located at the bottom left of the interface.

Manage Score

Activity: Short Writing

Score: Pending

Score Activity

Scoring Guidance

Enter new score: 0-100

Suggested Comments

BETA

Share Feedback

Your response appears to be nonsensical. Let's discuss.

Detect nonsensical responses

✂

📄

📄

📄

↶

↷

B

I

U

x¹

x₁

≡

≡

🔗

á

📅

☺

Type your comment here

Cancel

Submit

Help identify students who may need more support

Suggested Comments

BETA

Share Feedback




This response contains potentially concerning language. Please review carefully.

Detect potentially harmful or concerning language

Secure, convenient, customizable AI to empower human potential

We believe in AI's promise to enhance education. Thoughtfully designed tools should work together with educators and reduce administrative burdens, allowing them to focus on what they do best — teaching and inspiring students.

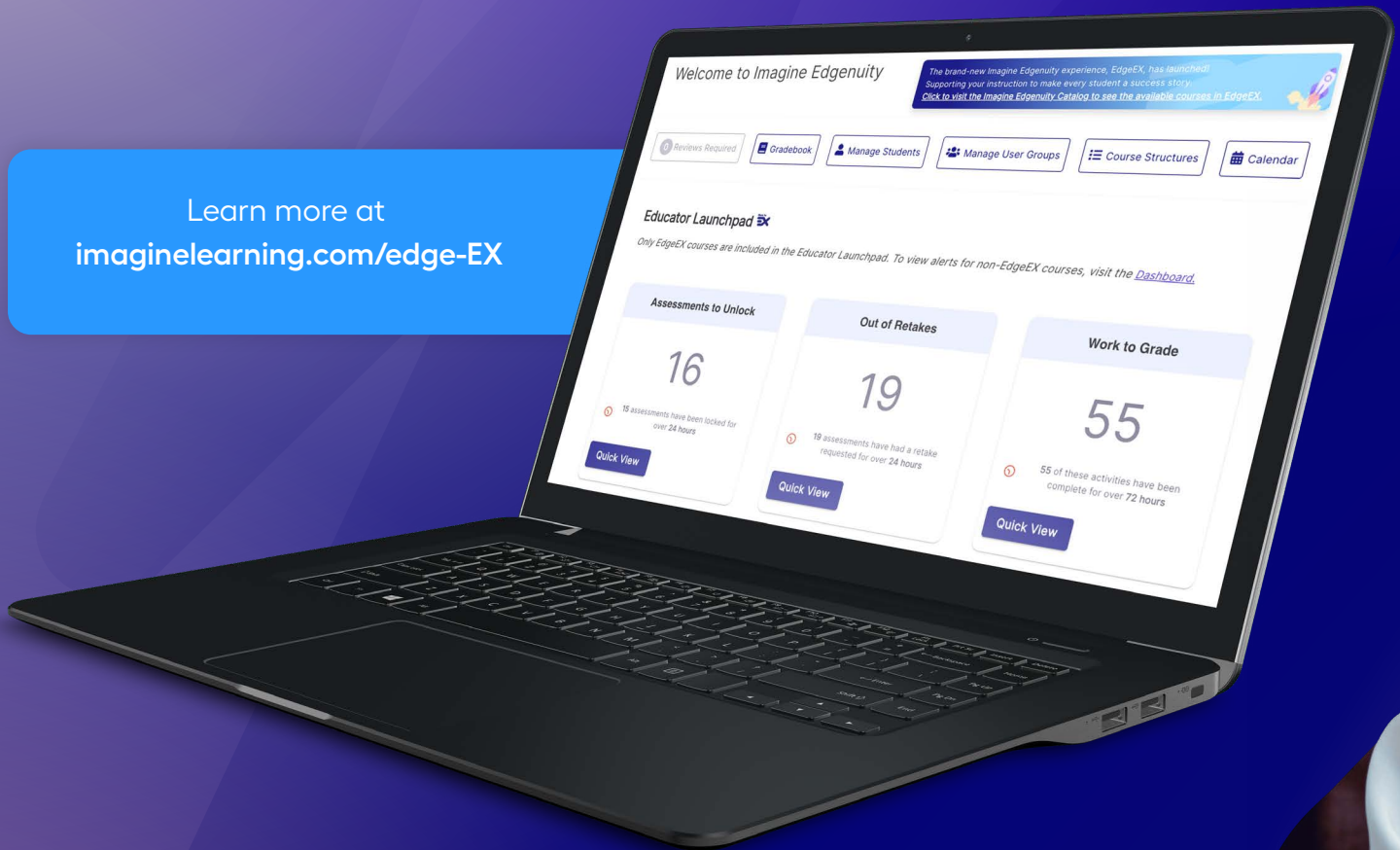
THE GRADING ASSISTANT IS:

- 
Secure — Your students' data is handled responsibly by a provider you know and trust. The AI Grading Assistant also reports back to the educator if it finds any concerning content.
- 
Convenient — Suggestions are aligned to the learning objective and cover multiple aspects of writing quality, providing highly targeted feedback directly within Imagine EdgeEX.
- 
Customizable — Educators can add, remove, or change content; the AI feedback is a starting point or suggestion, but there's no need to stop there.



Experience the next generation of
Imagine Edgenuity.

Learn more at
imaginelearning.com/edge-EX



imaginelearning.com/imagine-edgeEX

877-725-4257 • solutions@imaginelearning.com