

the summer of **yes!**

# Concept Recovery for Middle School

Turn gaps into growth this summer with Imagine MyPath<sup>®</sup>



**YES**

**yes!**

**yes!**

Graph the system of equations to determine the solution to the system of equations.

$$y = x + 2$$
$$y = 5x - 6$$

Both equations are already in slope-intercept form.

Graph  $y = x + 2$ :  
Slope = 1, y-intercept = 2

Graph  $y = 5x - 6$ :  
Slope = 5, y-intercept = -6

Images and Descriptions in an Informational Text

INSTRUCTION

Analyzing Images

What story do these images tell about light and black holes?

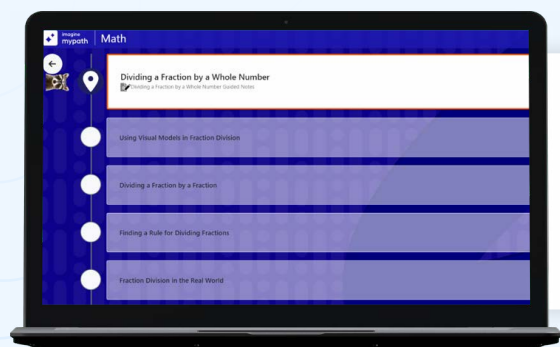
Depending on the size of the black hole, the light will either bend or get pulled in.

If the light is far away, it will only bend, but if it is close to the black hole, it will get pulled in.

The light might bend, but rarely gets pulled into a black hole.

# Plan Your Summer Intervention Implementation

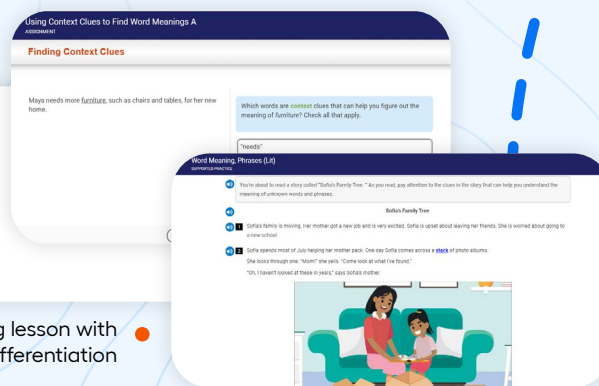
Whether you're implementing a formal summer school program or want to have students work asynchronously on their own schedule, Imagine MyPath helps students accelerate toward grade-level proficiency in reading and math. Assessment-informed individualized learning paths (ILPs) maximize efficiency by prioritizing essential content and delivering adaptive lessons at a developmentally appropriate level.



● Sample Individualized Learning Path

A unique, research-based instructional design uses prioritization to address student gaps only on skills that are essential to their grade-level work and **continuously adapts a student's individualized learning path** based on performance to accelerate them through content they have already mastered.

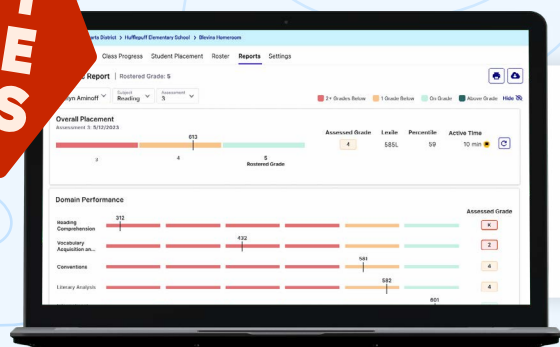
**Age-appropriate learning paths** for each student are based not only on what they know, but also with consideration to their maturity level so that striving learners feel motivated, confident, and proud in their own unique learning journeys.



● Example of a reading lesson with age-appropriate differentiation

**Actionable real-time data** give teachers valuable insights to track progress and inform instruction.

- Analyze assessment results
- Check class progress
- Track student growth



**Content previews and printable teaching resources support teacher flexibility** in customizing learning and reteaching important concepts.

- Resources in Assignment Builder support individual, small-group, and whole-class instruction
  - Preview age-appropriate content delivered automatically to students in their individual learning paths — search by subject, skill, or grade
  - Assign learning resources to your students for reteaching and additional practice

yes!

# Imagine MyPath Middle School Checklist

## GOALS

- 📍 Identify your summer school usage goals for Imagine MyPath:
  - ▢ How much time will students spend on the program daily/weekly during summer school?
- 📍 Determine how students will use Imagine MyPath during summer school:
  - ▢ Station rotations
  - ▢ Computer lab
  - ▢ Individual practice time
  - ▢ Intervention block
  - ▢ At home
- 📍 Determine the ways you plan to use Imagine MyPath:
  - ▢ Individualized Learning Paths
  - ▢ Teacher-led lessons
  - ▢ Teacher-assigned content



Yes!



YES

## SETUP

- 📍 Student Management
  - ▢ Ensure students have Imagine MyPath accounts
  - ▢ Manage students to update existing student accounts and/or update students as needed
- 📍 Classroom Management
  - ▢ Create class(es)
  - ▢ Add students to class(es)
- 📍 Content Management
  - ▢ Use the *Assignment Builder* (if desired) to create teacher-assigned content and/or use the *Lesson Explorer* to facilitate synchronous, teacher-led lessons

## REPORTS & DATA

- 📍 View *Class Summary Report* daily to monitor progress and take needed action
- 📍 View the *Student Progress Report* weekly to view complete, current, and upcoming lessons; review detailed lesson activity attempts; filter data; and take action on lessons

## BEST PRACTICES AND CLASSROOM ROUTINES







- 📍 Determine Imagine MyPath implementation model and structure
- 📍 Set and communicate weekly expectations
- 📍 Consider implementing student goal setting and self-monitoring protocols
- 📍 Encourage accountability
- 📍 Develop an action plan for assisting struggling students:
  - ▢ Will you work with struggling students one on one?
  - ▢ Will you utilize small groups for students struggling with common lessons?
  - ▢ Will students work online on supplemental assignments to support concept mastery?
- 📍 Celebrate student success
  - ▢ Decide how you will recognize students for their achievements



Help your students move from gaps to growth this summer



## Add more destinations to your summer roadmap

-  Personalized Credit Recovery
-  Building an Online Summer School
-  Design Your Own STEM Camp
-  Summer Math Pathways That Stop the Slide
-  Personalized Reading Aligned to the Science
-  Summer English Language Development



Download all the guides at:  
[imaginelearning.com/the-summer-of-yes](https://imaginelearning.com/the-summer-of-yes)



[imaginelearning.com/mypath](https://imaginelearning.com/mypath)

877-725-4257 • [solutions@imaginelearning.com](mailto:solutions@imaginelearning.com)